

XMT® 350 FieldPro™ Systems

Multiprocess
Welding System 

Quick Specs

Heavy Industrial Applications

Construction
Shipbuilding
Power generation plants
Rental fleets

Processes

MIG (GMAW)
Pulsed MIG (GMAW-P)*
RMD®*
Stick (SMAW)
TIG (GTAW)
Flux-cored (FCAW)
Air carbon arc
cutting and gouging (CAC-A)

Input Power Auto-Line™, 208–575 V
Requires 3- or 1-phase power

Output Range 10–38 V, 15–425 A

Net Weight 93 lb. (42.2 kg)

ArcReach® Remote voltage control without a control cord

**Available with ArcReach Smart Feeder only.*



Game-changing welding technologies can stop you from wasting hours every day.

ArcReach welding technology minimizes the non-value-added time spent walking to and from the power source — and maximizes arc-on time, weld quality and jobsite safety.

When operators have complete control at the feeder or remote — even hundreds of feet away from the power source — it minimizes downtime and maximizes productivity, while improving operator safety and delivers high quality welds.



More Jobsite
Productivity and
Efficiency



Exceptional
Arc Performance



Increased
Uptime



Improved
Jobsite Safety



Maximum Fleet
Compatibility



More Operator
Control



XMT 350 FieldPro with ArcReach Technology

Ideal for:

- Structural
- General construction
- Ship

XMT 350 FieldPro Polarity Reversing with ArcReach Technology

Ideal for:

- Process pipe
- Module assemblies

ArcReach®

Remote voltage control at the wire feeder or remote without needing a control cord. See page 2 for more information.



Power source is warranted for three years, parts and labor.



Miller Electric Mfg. Co.
An ITW Welding Company
1635 West Spencer Street
P.O. Box 1079
Appleton, WI 54912-1079 USA

Equipment Sales US and Canada
Phone: 866-931-9730
FAX: 800-637-2315
International Phone: 920-735-4554
International FAX: 920-735-4125

MillerWelds.com



XMT® 350 FieldPro™ Systems Benefits



More Jobsite Productivity and Efficiency

ArcReach® capabilities eliminate the time spent tracing weld cables hundreds of feet back to the power source because weld operators can make adjustments at the ArcReach wire feeder or remote.

- **Cable Length Compensation (CLC™)** ensures that the voltage a weld operator sets is the voltage they get by automatically adjusting voltage based on weld cable length, even hundreds of feet away from the power source. *(Only available when connected to an XMT 350 FieldPro power source).*



Exceptional Arc Performance

XMT 350 Field Pro systems maximize weld quality, reduce training time and minimize weld defects even while using weld cables that are hundreds of feet long.

- **Common weld failures can be minimized** with stick stops that are specifically programmed to eliminate arc strikes outside of the heat-affected zone.
- **Regulated Metal Deposition (RMD®) and pulsed MIG** are fully supported, enabling operators to use these advanced processes in the field for faster, more-efficient welds.



Increased Uptime

XMT 350 FieldPro welders and ArcReach feeders and remotes have been extensively field-proven and deliver the performance you need with ruggedly constructed internal components and Wind Tunnel Technology™.

- **No more expenses related to maintaining or replacing easily damaged control cords** because the weld cables are used to communicate weld parameters between the wire feeder and power source.



Improved Jobsite Safety

The chances of slip, trip or fall injuries are decreased because ArcReach technology allows weld operators to make parameter changes at the wire feeder/remote instead of having to travel through multistory and cluttered jobsites back to the power source.



Maximum Fleet Compatibility

Maximize fleet compatibility and get the benefits of ArcReach when you pair XMT 350 FieldPro welders and ArcReach feeders with other ArcReach compatible products.



More Operator Control

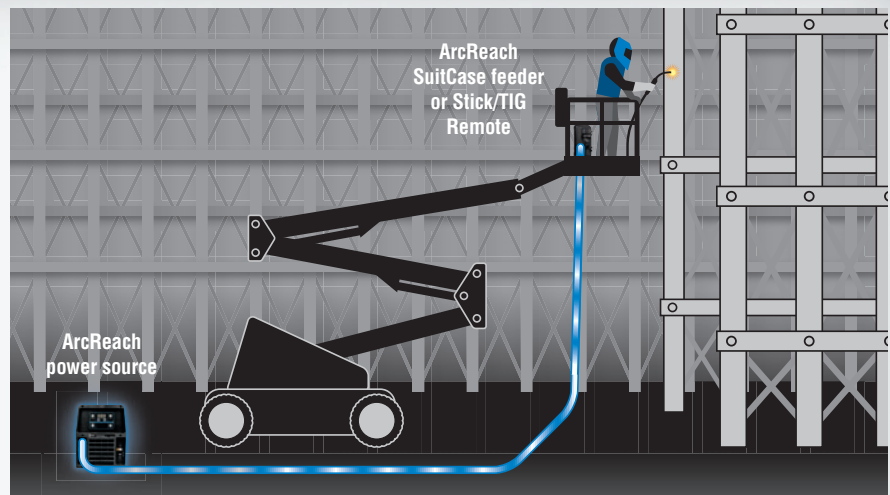
More control for weld operators with quick, easy adjustments at the wire feeder/remote.

- **Weld operators can Adjust While Welding (AWW™)** to change weld parameters while the arc is on. *(Only available when connected to an XMT 350 FieldPro power source).*
- **Inadvertent parameter changes by other jobsite workers can be easily avoided** because connecting an ArcReach accessory from the power source automatically locks out the power source's panel controls.
- **Return to a previous weld process faster** because the power source is restored to its previous settings once the ArcReach accessory is removed.
- **Decrease the chance of an incorrect weld process being used** because Auto-Process Select™ automatically sets the power source to the correct weld process based on the polarity applied to the weld accessory.

ArcReach®

Remote control of the power source without a control cord.

ArcReach technology uses the existing weld cable to communicate welding control information between the feeder or remote and power source. This technology eliminates the need for control cords, and their associated problems and costs.



XMT® 350 FieldPro™ Series Features



For portability and reliability, Auto-Line allows for any input voltage hookup (208–575 V, single- or three-phase) with no manual linking, providing convenience in any job setting. Ideal solution for dirty or unreliable input power.

Cable Length Compensation (CLC™) makes proper setup of weld parameters faster; automatically adjusting voltage based on weld cable length. This ensures that the voltage a welder operator sets is the voltage they get.

Adjust While Welding (AWW™) allows operators to make precise adjustments even while a weld bead is being laid, which allows parameters to be changed while the arc is on.

RMD® and pulse welding without control cords up to 200 feet away from the power source with the ArcReach® Smart Feeder.

Auto-Bind automatically establishes an exclusive communication between the power source and the wire feeder, using the existing weld cables upon system power up.

Wind Tunnel Technology™ Internal air flow that protects electrical components and PC boards from dirt, dust debris... greatly improving reliability.

Fan-On-Demand™ cooling system operates only when needed, reducing noise, energy use and the amount of contaminants pulled through machine.

Lightweight aerospace-grade aluminum case offers protection with the benefit of reduced weight.

New durability standard for field construction. Designed and built to withstand the harshest field environments.

Dinse- or Tweco®-style weld disconnects provide high-quality weld cable connections. *Note: Two Dinse-style connectors are supplied with each Dinse machine. Tweco cable connectors are not supplied with the unit and must be order separately.*

Jobsite mobility is made easy with a small, compact design and Auto-Line technology.

Process selector switch reduces the number of control setup combinations without reducing any features.

Adaptive Hot Start™ makes starting stick electrodes easy without creating an inclusion.

Infinite arc control available in the stick and wire modes for easier fine tuning of tough-to-weld materials and out-of-position applications.

Lift-Arc™ provides arc starting that minimizes contamination of the electrode and without the use of high-frequency.

True multiprocess system provides conventional stick, TIG, FCAW, and MIG welding as well as the advanced technologies of RMD and pulse.

Fleet compatibility. ArcReach-equipped power sources and wire feeders work with non-ArcReach equipment; however, the complete ArcReach benefit is only realized with the ArcReach system.

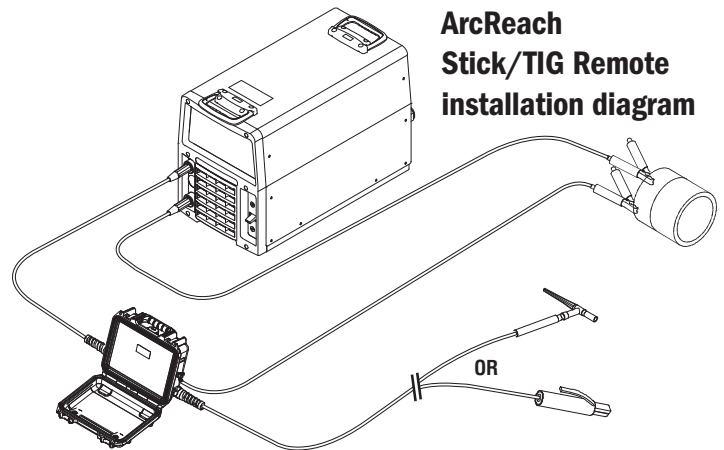
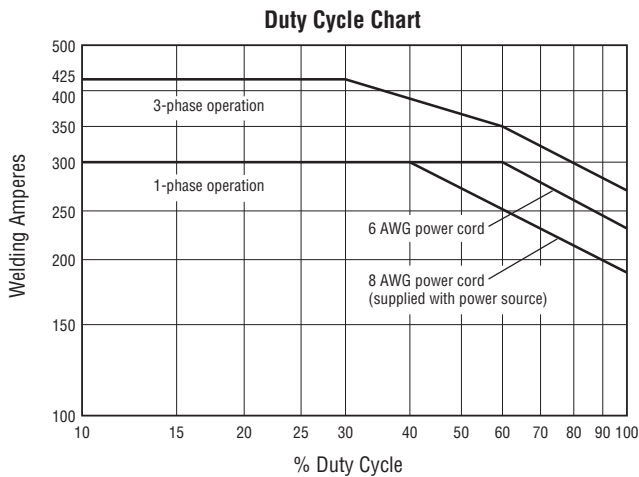
XMT® 350 FieldPro™ Specifications (Subject to change without notice.)



Input Power	Voltage Range in CV Mode	Amperage Range in CC Mode	Rated Output	Amps Input at Rated Load Output, 60 Hz						Max. Open-Circuit Voltage	Dimensions	Net Weight	
				208 V	230 V	400 V	460 V	575 V	KVA	KW			
Three-phase	10–38 V	5–425 A	350 A at 34 VDC, 60% duty cycle	40.4	36.1	20.6	17.8	14.1	14.2	13.6	75 VDC	H: 17 in. (432 mm) W: 12.5 in. (318 mm) D: 24 in. (610 mm)	93 lb. (42.2 kg)
Single-phase	10–38 V	5–425 A	300 A at 32 VDC, 60% duty cycle	60.8	54.6	29.7	24.5	19.9	11.7	11.2			

Certified by Canadian Standards Association to both the Canadian and U.S. Standards.


Performance Data



XMT® 350 FieldPro™ Features



XMT 350 FieldPro



Remote in use indicator provides convenient feedback indicating an ArcReach® wire feeder is controlling the power source. While under ArcReach control, process and voltage/ amperage adjustments are locked out, preventing accidental changes by personnel other than the welding operator.



LED process indicator. Front panel process selections are illuminated with an LED that identifies the active process. This enables the selected weld process to be seen at a distance from the power source. Includes carbon arc gouging mode for enhanced arc stability and control, and two stick modes (EXX10 and EXX18) designed to reduce spatter and enhance arc starts.

Auto Remote Sense™ enables unit to automatically use remote control if connected to remote control receptacle.

14-pin receptacle has the flexibility to be used with spool guns, feeders, and remote controls.



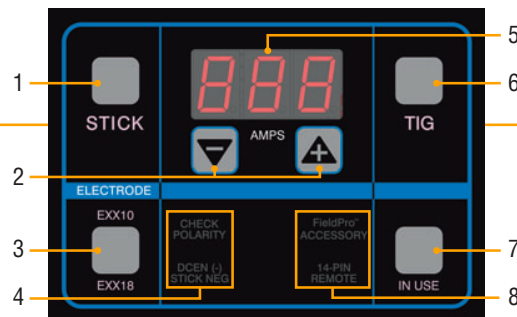
ArcReach Stick/TIG Remote

Portable and lightweight, the ArcReach® Stick/TIG Remote paired with an XMT 350 FieldPro power source allows you to change weld settings at your work area, saving a trip to the power supply. No extra control cord to purchase, maintain, string or unstring — saving time and money.

XMT® 350 FieldPro™ Polarity Reversing Features



XMT 350 FieldPro
Polarity Reversing



1. Stick Process Selection Button
2. Amperage Output Adjustment
3. Stick Electrode Type Selection
4. Polarity Indicators
5. Digital Meter
6. TIG Process Selection Button
7. In Use Indicator
8. Remote Indicators



ArcReach Stick/TIG Remote
Polarity Reversing

Easy to use. The XMT 350 FieldPro Polarity Reversing power source is streamlined and simplified to reduce setup time and potential weld defects. Pushbutton process changeover eliminates the need for swapping cables. The robust design will withstand harsh environments common in the field.

Superior arc performance. The optimized stick and TIG performance specifically meets the needs of open root pipe welding and helps reduce training time and increases quality. Starts maintain root opening and prepared edge and stops limit arc marks outside of the heat-affected zone.

Complete remote control. The ArcReach® Stick/TIG Remote Polarity Reversing provides all the same functionality of the XMT 350 FieldPro Polarity Reversing hundreds of feet from the power source, including process changeover, and amperage adjustment with no special cables. Connect the ArcReach Stick/TIG Remote Polarity Reversing in line with the electrode holder or TIG torch with standard welding cables and have *complete remote control*.

ArcReach® SuitCase® 8 and 12 Features

Setting the standard for performance.

Heavy-duty drive motor with tachometer control provides wire feed speed that is accurate and consistent from the start of the weld to the finish and from one weld to the next, which provides consistent arc quality. Front panel has trigger hold, wire jog, and gas purge for easy operator access. Wide voltage range for small and large wires with no contactor chatter or arc outages.

Set volts and wire feed speed remotely. The simple interface on the feeder allows operators to adjust parameters at the point of use with no control cords.

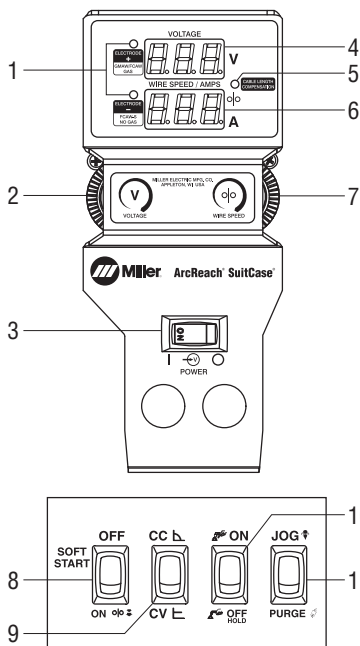


Easy process changeover. Simply connect the ArcReach SuitCase feeder to your weld lead and you are ready to go. The power source automatically switches settings to run conventional wire processes.

Easy solution for traditional wire process. Add the flux-cored capability of the XMT 350 FieldPro™ for fill and cap passes for increased productivity.

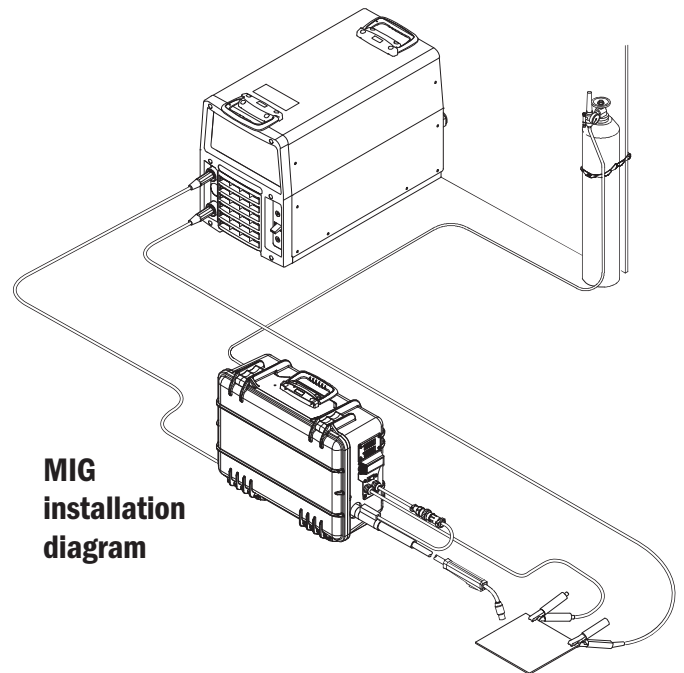
Durable design reduces downtime. Impact-resistant case and the elimination of feeder control cords provides a solid solution to last in harsh environments.

ArcReach® SuitCase® 12 Control Panel



Internal Control Panel

1. Polarity Indicators
2. Voltage Control
3. Power Control Switch
4. Voltmeter
5. Cable Length Compensation (CLC) Indicator
6. Wire Speed/Amperage Meter
7. Wire Speed Control
8. Soft Start Switch
9. CC/CV Switch
10. Trigger Hold Switch
11. Jog/Purge Switch



MIG installation diagram

ArcReach® SuitCase® Specifications (Subject to change without notice.)

CC CV DC (Use with CC or CV, DC power sources.)

Model	Input Power	Input Welding Circuit Rating	Wire Feed Speed	Wire Type and Diameter Capacity	Max. Spool Size Capacity	Dimensions	Net Weight
8	Operates on open-circuit voltage and arc voltage:	330 A at 60% duty cycle	50–780 ipm (1.3–19.8 m/min.) dependent on arc voltage	Solid wire: .023–.052 in. (0.6–1.4 mm) Flux-cored: .030–5/64 in. (0.8–2.0 mm)	8 in. (203 mm) 14 lb. (6.4 kg)	H: 12.75 in. (324 mm) W: 7.25 in. (184 mm) D: 18 in. (457 mm)	28 lb. (13 kg)
12	14–48 VDC/ 110 max. OCV	425 A at 60% duty cycle		Solid wire: .023–.052 in. (0.6–1.4 mm) Flux-cored: .030–5/64 in. (0.8–2.0 mm)	12 in. (305 mm) 45 lb. (20 kg)	H: 15.5 in. (394 mm) W: 9 in. (229 mm) D: 21 in. (533 mm)	35 lb. (15.9 kg)

ArcReach® Smart Feeder Features

ArcReach Smart Feeder delivers excellent RMD® and pulsed MIG welding up to 200 feet away from the power source with no control cords — twice the distance previously possible. RMD and pulsed MIG processes also help reduce weld failures and eliminate backing gas on some stainless and chrome-moly applications.

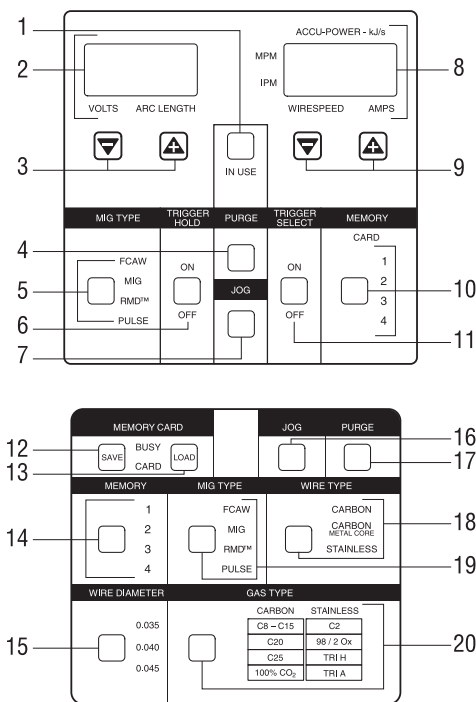
Easy process changeover. Simply connect the ArcReach Smart Feeder to your leads and you are ready to go. All controls automatically shift to the ArcReach Smart Feeder.



Synergic processes. RMD and pulsed MIG welding permits procedures with one wire and one gas to eliminate process switch-over time.

Durable design reduces downtime. Impact-resistant case and the elimination of feeder control cords provide a solid solution to last in harsh environments.

ArcReach® Smart Feeder Control Panel



Internal Control Panel

1. In-Use Button and Indicator
2. Arc Length/Volts Display and Indicators
3. Arc Length/Volts Decrease and Increase Buttons
4. Purge Button
5. MIG Type Select Button and Indicator
6. Trigger Hold On/Off Button
7. Jog Button
8. Amps/Wire Feed Speed Display and Indicators
9. Amps/Wire Feed Speed Decrease and Increase Buttons
10. Memory Select Button and Location Indicator
11. Trigger Select On/Off Button
12. Memory Card Button
13. Memory Card Load Button
14. Memory Select Button and Location Indicator
15. Wire Diameter Select Button and Indicator
16. Jog Button
17. Purge Button
18. Wire Type Select Button and Indicator
19. MIG Type Select Button and Indicator
20. Gas Type Select Button and Indicator

ArcReach® Smart Feeder Specifications (Subject to change without notice.)



(Use with ArcReach-equipped power sources.)

Input Power	Input Welding Circuit Rating	Wire Feed Speed	Wire Diameter Capacity	Max. Spool Size Capacity	Dimensions	Net Weight
Operates on open-circuit voltage and arc voltage: 14–48 VDC/110 max. OCV*	275 A at 60% duty cycle	50–500 ipm (1.3–12.7 m/min.) dependent on arc voltage	.035–.045 in. (0.9–1.1 mm)	12 in. (305 mm), 33 lb. (15 kg)	H: 18 in. (457 mm) W: 13 in. (330 mm) D: 21.5 in. (546 mm)	50 lb. (23 kg)

*Welding with the ArcReach Smart Feeder requires the XMT 350 FieldPro to be hooked up to three-phase power.

XMT® 350 FieldPro™ and XMT® 350 FieldPro™ Polarity Reversing Packages

Stick/TIG system

951736 With XMT 350 FieldPro power source and ArcReach® Stick/TIG Remote

Available Soon! With XMT 350 FieldPro Polarity Reversing power source and ArcReach® Stick/TIG Remote Polarity Reversing

- Remotely change process
- Set actual amperage

Additional features of XMT 350 FieldPro Polarity Reversing power source system

- Remotely change polarity
- No need to swap weld cables
- Detects improper connection



MIG/flux-cored system

951734 With XMT 350 FieldPro power source

Available Soon! With XMT 350 FieldPro Polarity Reversing power source

MIG/flux-cored system includes power source, ArcReach® SuitCase 12 feeder with drive rolls and Bernard™ BTB Gun 300 A.

- No feeder control cords
- Eliminates trips back to power source
- Total remote control
- Automatically changes to CV output when feeder is connected



RMD®/pulse system

951738 With XMT 350 FieldPro power source

Available Soon! With XMT 350 FieldPro Polarity Reversing power source

RMD/pulse system includes power source, ArcReach® Smart Feeder with drive rolls and Bernard™ PipeWorx 300-15 MIG gun.

- Offers traditional MIG and flux-cored processes, as well as advanced RMD and pulse programs.
- Weld up to 200 feet away from the power source with no special cables
- Save welding parameters for later use on SD memory card
- Complete remote control at the weld joint



Ordering Information

XMT 350 FieldPro Packages	Stock No.	Description	Qty.	Price
XMT® 350 FieldPro™ Stick/TIG System	951736	208–575 V, Tweco-style connectors, includes XMT 350 FieldPro power source and ArcReach Stick/TIG Remote		
XMT® 350 FieldPro™ Polarity Reversing Stick/TIG System	Available Soon!	208–575 V, Tweco-style connectors, includes XMT 350 FieldPro with polarity reversing power source, and ArcReach Stick/TIG Remote Polarity Reversing		
XMT® 350 FieldPro™ MIG/Flux-Cored System	951734	208–575 V, Tweco-style connectors, includes XMT 350 FieldPro power source, ArcReach SuitCase 12 feeder with drive rolls and Bernard BTB Gun 300 A		
XMT® 350 FieldPro™ Polarity Reversing MIG/Flux-Cored System	Available Soon!	208–575 V, Tweco-style connectors, includes XMT 350 FieldPro Polarity Reversing power source, ArcReach SuitCase 12 feeder with drive rolls and Bernard BTB Gun 300 A		
XMT® 350 FieldPro™ RMD®/Pulse System	951738	208–575 V, Tweco-style connectors, includes XMT 350 FieldPro power source, ArcReach Smart Feeder with drive rolls and Bernard PipeWorx 300-15 MIG gun		
XMT® 350 FieldPro™ Polarity Reversing RMD®/Pulse System	Available Soon!	208–575 V, Tweco-style connectors, includes XMT 350 FieldPro Polarity Reversing power source, ArcReach Smart Feeder with drive rolls and Bernard PipeWorx 300-15 MIG gun		
XMT 350 FieldPro Racks				
XMT 350 FieldPro™ 4-Pack Rack	907739	Fused 460/575 V, 50/60 Hz, Tweco-style connectors		
XMT 350 FieldPro™ 6-Pack Rack	907740	Fused 460/575 V, 50/60 Hz, Tweco-style connectors		
XMT 350 FieldPro™ Polarity Reversing 4-Pack Rack	Available Soon!	Fused 460/575 V, 50/60 Hz, Tweco-style connectors		
XMT 350 FieldPro™ Polarity Reversing 6-Pack Rack	Available Soon!	Fused 460/575 V, 50/60 Hz, Tweco-style connectors		
System Components				
XMT 350 FieldPro™ Power Source	907730 907730002	208–575 V, 50/60 Hz, Tweco-style connectors 208–575 V, 50/60 Hz, Dinse-style connectors		
XMT 350 FieldPro™ Polarity Reversing Power Source	Available Soon!	208–575 V, 50/60 Hz, Tweco-style connectors 208–575 V, 50/60 Hz, Dinse-style connectors		
ArcReach® SuitCase® 12 MIG/FCAW Feeder	951729 951730 951731 951732	Tweco-style connectors, with drive rolls and Bernard BTB Gun 300 A Tweco-style connectors, with drive rolls and Bernard S-Gun Tweco-style connectors, with drive rolls and Bernard Dura-Flux™ gun Tweco-style connectors, with drive rolls and Bernard PipeWorx 300-15 MIG gun		
ArcReach® SuitCase® 8 MIG/FCAW Feeder	951726 951727 951728	Tweco-style connectors, with drive rolls and Bernard BTB Gun 300 A Tweco-style connectors, with drive rolls and Bernard S-Gun Tweco-style connectors, with drive rolls and Bernard Dura-Flux™ gun		
ArcReach® Smart Feeder MIG/FCAW/RMD®/Pulse Feeder	951733 300935 300935001	Tweco-style connectors, with drive rolls and Bernard PipeWorx 300-15 MIG gun Tweco-style connectors Dinse-style connectors		
ArcReach® Stick/TIG Remote	301325	Tweco-style connectors		
ArcReach® Stick/TIG Remote Polarity Reversing	Available Soon!	Tweco-style connectors Dinse-style connectors		
Accessories				
Bernard™ PipeWorx 250-15 MIG Gun	195399	15 ft. (4.6 m), 250 A air-cooled MIG gun designed for use with all ArcReach smart systems		
Bernard™ PipeWorx 300-15 MIG Gun	195400	15 ft. (4.6 m), 300 A air-cooled MIG gun designed for use with all ArcReach smart systems		
ArcReach® Feeder Gas Flow Meter Kit	301306	For ArcReach SuitCase 8/12 feeders and ArcReach Smart Feeder		

Date:

Total Quoted Price:

Distributed by:

